



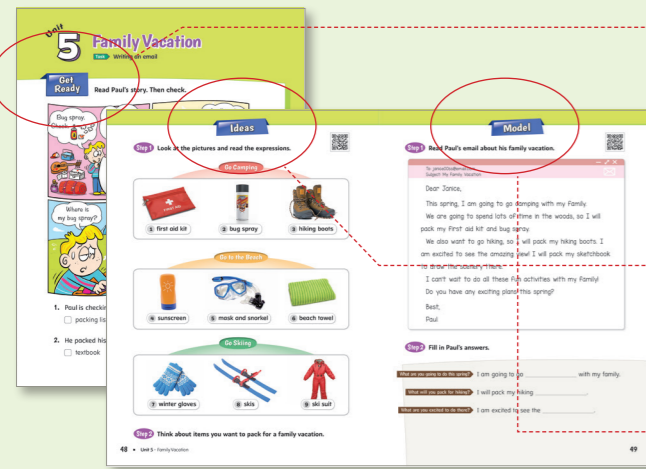
Unit Components

Prewrite 1 2 3 4 5 6

Write 7

Revise & Edit 8

Publish 9



STEP 1 Get Ready

A comic strip at the beginning of every chapter helps students understand the writing topic in a fun, clear way. Students are immediately introduced to the type of writing, the writer's purpose, and the target audience.

STEP 2 Ideas

Students learn key vocabulary words and brainstorm additional examples based on the pictures.

STEP 3 Model

A model text introduces the writing genre of the lesson with examples ranging from short essays and emails to diary entries and online posts.

STEP 4 Analysis

By reading and examining a modified version of the model text, students are exposed to additional examples and familiarize themselves with grammar naturally.

Graphic Organizer

The graphic organizer helps students arrange and order their thoughts following the structure of the model text.

Rewriting the Model Text

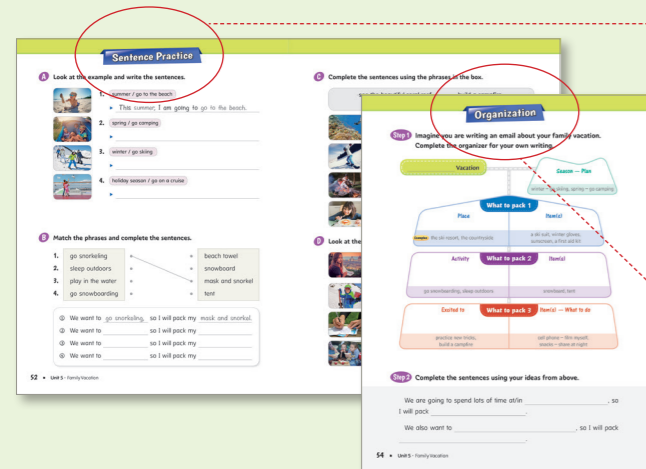
Rewriting parts of the model text reinforces the structure and will help students write their own drafts later on.

STEP 5 Sentence Practice

Different activities allow students to practice using sentence structures from the model text on their own.

STEP 6 Organization

Students complete the graphic organizer to develop and organize their own ideas. Additional expressions are provided to help students personalize their writing.



STEP 7 Draft

Students complete their first draft by following a paragraph guide based on the structure from the Organization page.

STEP 8 Workbook

Peer Check

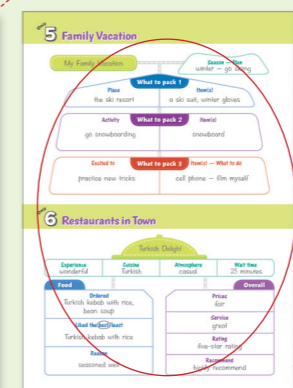
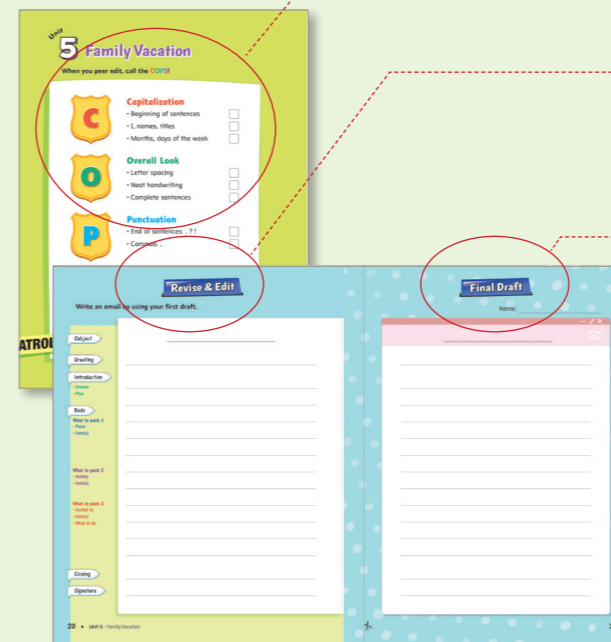
A peer checklist is provided to encourage students to find and correct any mistakes in capitalization, punctuation, and spelling.

Revise & Edit

Students make changes to improve their writing according to the feedback they received.

STEP 9 Final Draft

Students make a final copy of their writing and share it with the class.



REAL-LIFE WRITING

This section exposes students to authentic written materials. With examples from real-life situations, such as camp leaflets and other advertisements, students are able to maintain their interest and motivation in writing.

MODEL GRAPHIC ORGANIZERS

Model graphic organizers are provided for students to enhance their writing skills further. Students are encouraged to reinforce their writing skills while completing their organizers.

Contents



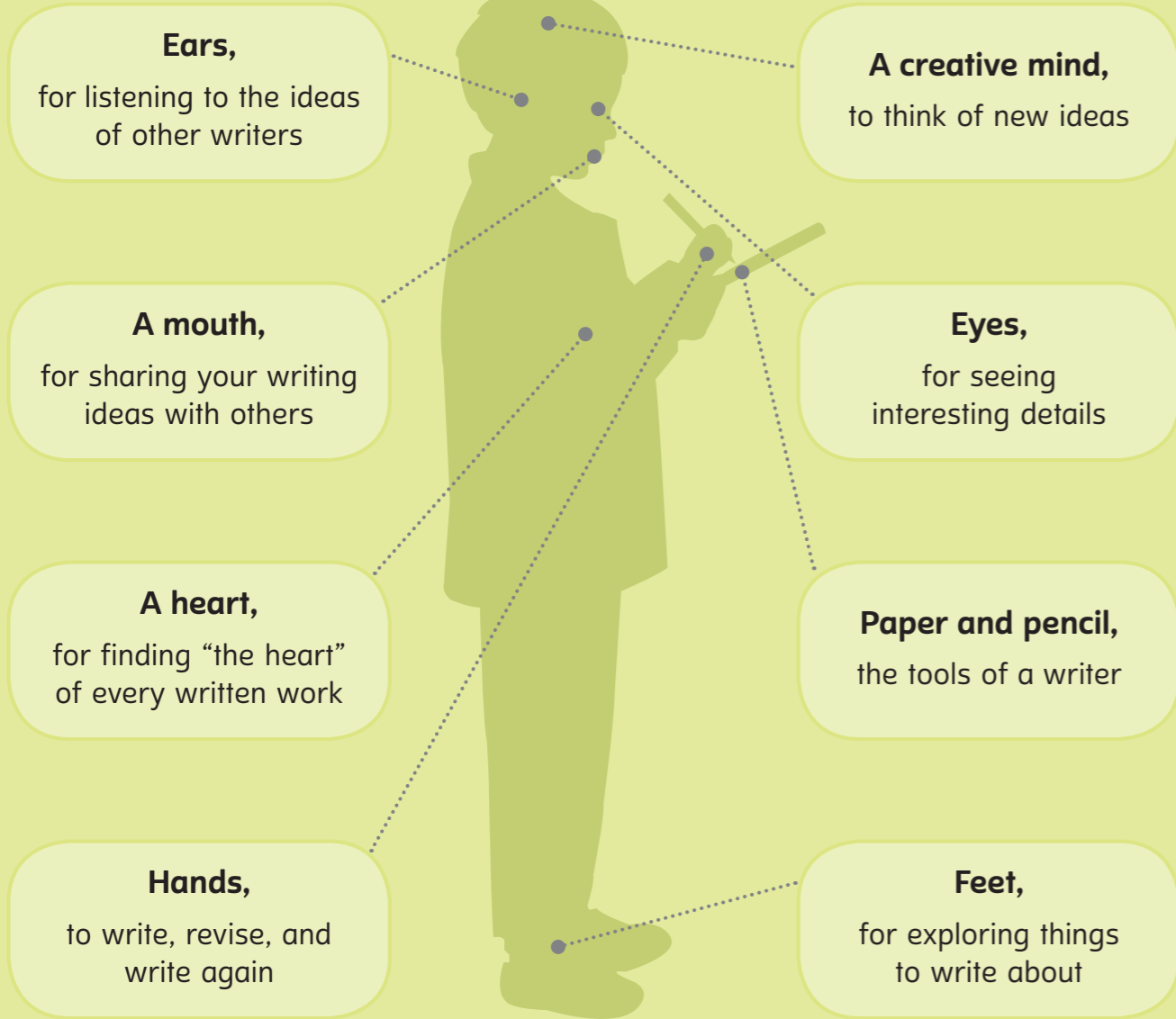
	Title	Model Text Subject	Structure	Real-Life Writing	Page
Unit 1	Essay The Best and Worst Seasons	① Spring and Winter ② Fall and Summer	• can • have to	Trend Report	7
Unit 2	Online Post Items for Sale	① Selling My Backpack ② Selling My Sunglasses	• be made of • have/has	Online Market Post	17
Unit 3	Card Invitation to a Party	① Slumber Party ② Pool Party	• turn right/left • across	Sale Invitation	27
Unit 4	Letter Thank You Very Much	① Dear Mom ② Dear Dad	• <i>superlatives</i> • thank you for	Thank-You Notes	37
Unit 5	Email Family Vacation	① Spring Vacation ② Summer Vacation	• go -ing • be excited to	Packing List	47
Unit 6	Review Restaurants in Town	① Little Italy ② Chang's	• was/were • like ... the best/least	Online Reviews	57
Unit 7	Essay The Best Job for Me	① A Makeup Artist ② A Drone Pilot	• be good at • if	Job Posting	67
Unit 8	Recipe Cooking with Potatoes	① Creamy Potato Soup ② Mashed Potatoes	• first, next, then • after ... minutes	Cookbook Recipe	77

* Model Graphic Organizers

.....

87

THE PARTS OF A WRITER



This book belongs to _____

Unit 1

The Best and Worst Seasons

Task Writing a short essay

Get Ready

Read Susie's story. Then check.



- Susie is talking about her favorite ...
 - flower
 - season
- Her favorite season is ...
 - spring
 - fall



Step 1 Look at the pictures and read the expressions.



1 Spring

- warm
- go on picnics
- blow my nose a lot



2 Summer

- hot
- make sandcastles
- take a shower often



3 Fall

- chilly
- pick apples
- sweep dry leaves



4 Winter

- cold
- throw snowballs
- wear a coat and mittens

Step 2 Think about your favorite season.



Step 1 Read Susie's essay about the best and worst seasons.

Spring and Winter

Every season has its charm. But in my opinion, the best season is spring.

In spring, it is warm and breezy. I can see the flowers bloom. It is also the perfect season to spend time outdoors. I like to go on picnics in spring.

On the other hand, I think winter is the worst season. It is too cold!

I have to wear a coat and mittens. I hate wearing thick clothes!

These are the reasons why I like spring and dislike winter.

Step 2 Fill in Susie's answers.

What is the best season? The best season is _____.

What do you like to do? I like to go on _____ in spring.

What is the worst season? _____ is the worst season.

What do you hate about it? I hate _____ thick clothes.

Analysis



Step 1 Read Peter's essay about the best and worst seasons.

Fall and Summer

Every season has its charm. But in my opinion, the best season is fall.

In fall, it is chilly and windy. I can see the leaves change color. It is also the perfect season to visit an orchard. I like to pick apples in fall.

On the other hand, I think summer is the worst season. It is too hot!

I have to take a shower often. I hate sweating!

These are the reasons why I like fall and dislike summer.

Step 2 Complete the organizer.

Fall

Reasons I like it

- **Weather:** chilly and _____
the leaves change _____
- **Perfect season to:** visit an _____
- **Things to do:** pick _____

Summer

Reasons I dislike it

- **Weather:** too _____
- **I have to:** take a _____
often
- **I hate:** _____

Step 3 Complete and rewrite Peter's essay.



Fall and Summer

Title

Every season has its charm. But in my opinion, the best season is ① _____.

Introduction

① The best season

In ② _____, it is ③ _____ and _____.

I can see ④ the leaves _____.

Body

Reasons I like it

- ② Weather
- ③ I can see
- ④ Perfect season to
- ⑤ Things to do

It is also the perfect season to ⑥ _____

_____. I like to ⑦ _____

in fall.

On the other hand, I think ⑧ _____ is the

worst season. It is ⑨ _____!

⑥ The worst season

Reasons I dislike it

- ⑦ Weather
- ⑧ I have to
- ⑨ I hate

I have to ⑩ _____ often.

I hate ⑪ _____!

These are the reasons why I like fall and dislike summer.

Conclusion

Sentence Practice

A Look at the example and complete the sentences.



1. warm and breezy

▶ In spring, it is warm and breezy.




2. chilly and windy

▶ In fall, _____



3. hot and sunny

▶ In summer, _____



4. cold and snowy

▶ In winter, _____

B Look at the example and write the sentences.



Example fall / visit an orchard

▶ Fall is the perfect season to visit an orchard.



1. spring / spend time outdoors

▶ _____



2. summer / go on vacation

▶ _____



3. winter / play in the snow

▶ _____

C Write the sentences using the phrases in the box.

pick apples / fall
go on picnics / spring

make sandcastles / summer
throw snowballs / winter



1. I like to pick apples in fall.



2. _____



3. _____



4. _____

D Match the phrases and complete the sentences.

1. take a shower often
2. wear a coat
3. sweep dry leaves
4. blow my nose a lot

- wearing thick clothes
- sweating
- carrying tissue
- cleaning the yard

- ① I have to take a shower often. I hate sweating!
- ② I have to _____ I hate _____
- ③ I have to _____ I hate _____
- ④ I have to _____ I hate _____

Organization

Step 1 Imagine you are writing an essay about the best and worst seasons. Complete the organizer for your own writing.

 <p>The Best Season</p> <p>_____</p>	<p>The Worst Season</p> <p>_____</p> 
<p>Reasons I like it</p> <p><i>Weather</i></p> <p>_____</p> <p>Examples breezy, sunny, windy, snowy</p>	<p>Reasons I dislike it</p> <p><i>Weather</i></p> <p>_____</p> <p>too dusty, too hot, too windy, too cold</p>
<p><i>I can see</i></p> <p>_____</p> <p>the flowers bloom, the plants grow, the leaves change color, the snow fall</p>	<p><i>I have to</i></p> <p>_____</p> <p>blow my nose a lot, take a shower often, sweep dry leaves, wear a coat</p>
<p><i>Perfect season to – Things to do</i></p> <p>_____</p> <p>spend time outdoors, go on vacation, visit an orchard, play in the snow</p>	<p><i>I hate</i></p> <p>_____</p> <p>carrying tissue, sweating, cleaning the yard, wearing thick clothes</p>

Step 2 Complete the sentences using your ideas from above.

In _____, it is _____ and _____.

I can see the _____.

_____ is the perfect season to _____.

Draft



Step 1 Complete your essay.

Title

Introduction

The best season

Every season has its charm. But in my opinion, the best season is _____.

Body

Reasons I like it

- Weather
- I can see
- Perfect season to
- Things to do

In _____, it is _____.

I can see _____.

It is also the perfect season to _____.

_____ I like to _____ in _____.

The worst season

Reasons I dislike it

- Weather
- I have to
- I hate

On the other hand, I think _____ is the worst season. It is _____!

I have to _____ I hate _____!


Conclusion

These are the reasons why I like _____ and dislike _____.

Read the trend report.



The data shows that people enjoy fall (32%) and spring (30%) more than summer (27%) and winter (11%). In fact, winter (11%) was chosen by the least number of people. Detailed results show that summer ranked highest among 10- to 19-year-olds. Among 20- to 39-year-olds, most chose fall as their favorite season. A large number of 40- to 59-year-olds picked spring as the best season.



It snows a lot where I live. When it snows, I sit in front of the fireplace with a mug of hot chocolate. I love winter. It is the coziest season.



Spring is my favorite. The weather is warm. You can see flowers blooming everywhere. It is the perfect time to plant things in your garden.



Unit 2

Items for Sale

Task Writing an online post

Get Ready

Read Stella's story. Then check.



- Stella wrote a(n) ...
 - online post
 - newsletter
- It was about selling her ...
 - backpack
 - crayons

**WRITE
IT!**



NE_Build & Grow

W O R K B O O K

The Best and Worst Seasons

When you peer edit, call the **COPS!**



Capitalization

- Beginning of sentences
- I, names, titles
- Months, days of the week



Overall Look

- Letter spacing
- Neat handwriting
- Complete sentences



Punctuation

- End of sentences: . ? !
- Commas: ,



Spelling

- Sound it out
- Use a dictionary

ATROL! ★ ★ ★ WRITING PATROL! ★



Revise & Edit

Write an essay by using your first draft.

Title

~~~~~

Introduction

\_\_\_\_\_  
\_\_\_\_\_

Body

Reasons I like it

- Weather
- I can see
- Perfect season to
- Things to do

\_\_\_\_\_  
\_\_\_\_\_  
\_\_\_\_\_  
\_\_\_\_\_  
\_\_\_\_\_  
\_\_\_\_\_  
\_\_\_\_\_  
\_\_\_\_\_

Reasons I dislike it

- Weather
- I have to
- I hate

\_\_\_\_\_  
\_\_\_\_\_  
\_\_\_\_\_  
\_\_\_\_\_  
\_\_\_\_\_  
\_\_\_\_\_  
\_\_\_\_\_  
\_\_\_\_\_

Conclusion

\_\_\_\_\_  
\_\_\_\_\_

# Final Draft

Name: \_\_\_\_\_

~~~~~