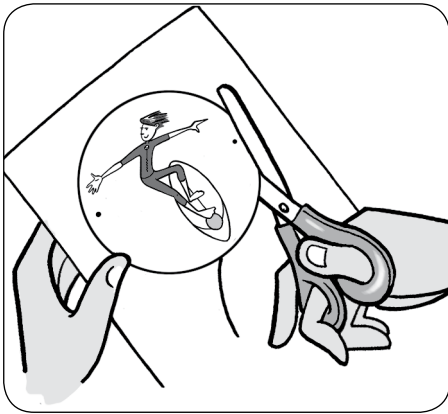



# Make an optical illusion


1 Cut the circles out.




2 Make the holes.



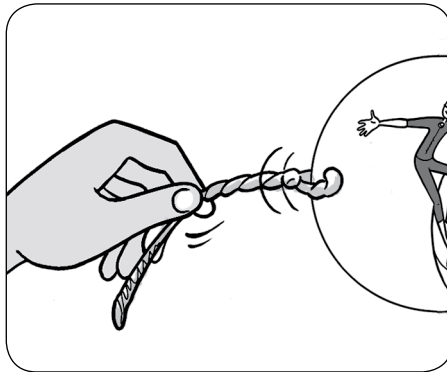
3 Stick the pictures on a circle of card. Make sure the holes line up!



4 Tie some string in the holes.



5 Twist the string to wind it tight.



6 Pull the string and look at the picture!

